

RESORT IMPROVEMENT DISTRICT #1
GENERAL MANAGER'S REPORT
MARCH 2023

GENERAL MANAGER'S ACTIVITIES:

- Attended field staff meetings.
- Corresponded with community members, public agencies, and community organizations.
- Collaborated with PG&E, California Energy Commission, California Public Utilities Commission and other entities regarding Net Energy Metering and renewable energy generation.
- Hired a new Apprentice Journeyman Lineman.
- Attended Initial IBEW Union negotiations.

ADMINISTRATION DEPARTMENT:

- Attended various board meetings and staff meetings.
- Administered various grants.
- Completed FEMA Disaster DR4482 Covid-19 and DR4308 LS9 sewer line storm damage closeout.
- New employee orientation.
- Completed Fed Motor Carrier biennial registration.
- Advertised GM vacancy.

WATER TREATMENT DEPARTMENT:

- Polymer streaming current controller probe and piston cleaned.
- DST, change time on all necessary equipment.
- New lamp installed on Hach 2100N lab turbidimeter and recalibrated.
- Replace chlorine pump at Joe well.

WASTEWATER TREATMENT DEPARTMENT:

- Sludge bags hauled to Eel River Recology transfer station Fortuna.
- Cover rusted out hole in clear diesel tank, keeping more water intrusion out.

Resort Improvement District #1

General Manager's Report

March 2023

Page 2 of 8

- Sanitary Sewer Management Plan (SSMP) updated and uploaded online.
- Oxidation ditches lubed.
- Repair front gated and lubed chain.
- DST, change time on all necessary equipment.
- Chlorine contact chamber cleaned.
- NPDES Zoom class for Northern wastewater facilities.
- Headworks fine screen motor stops working.

POWER GENERATION & DISTRIBUTION DEPARTMENT:

- Replaced fuel tank gauges on clear, red and gasoline tanks.
- 3 outages on tie-line.
- Tree on power line at Spur Ct.
- Scheduled electrical outage for storm repair at Spur Ct.
- Clean drain in front of generator building.
- New apprentice started.
- Started labor negotiations.
- Temp repair to LS2 panel from corrosion.
- Tree work.

PARKS AND RECREATION AND MISCELLANEOUS:

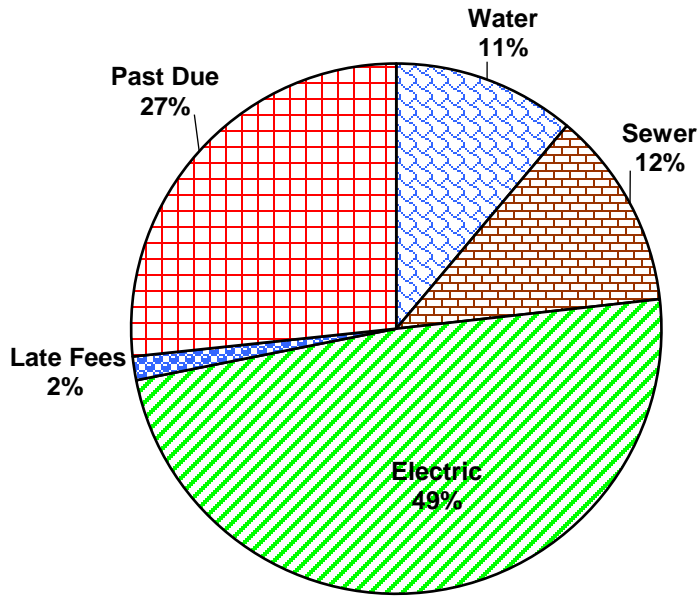
- 2008 F250: 1 tire patched; 2 tires replaced.
- -Bathrooms at main office backup, again.

END OF GENERAL DISCUSSION
Provided by: RID Staff Members
OPERATIONAL DATA FOLLOWS

**APPENDIX OF OPERATIONAL DATA FOR THE
 MONTH OF MARCH, 2023**

ADMINISTRATION

**Utility
 Billing:**



Utility	Residential Utilities	Residential Capital Fac	Commercial Utilities	Commercial Capital Fac	Total Billing	Last Years Billing Total
Water	\$23,457	\$0	\$1,508	\$0	\$24,965	\$28,897
Sewer	\$24,292		\$2,832		\$27,124	\$24,745
Electric	\$88,522	\$0	\$20,621	\$0	\$109,142	\$105,114
Late Fees	\$2,859		\$374		\$3,233	\$4,049
Past Due	\$54,852		\$4,982		\$59,834	\$61,586

Total	\$193,982	\$0	\$30,317	\$0	\$224,299	\$224,390
	86.5%	0.0%	13.5%	0.0%		

Utility	Residential Usage	Commercial Usage	RID Usage	Total Metered Usage	Last Years Total Metered Usage
Water (cuft)	156,378	17,120	9,759	183,257	336,371
	85.3%	9.3%	5.3%		
Elec (KwH)	258,037	54,557	43,921	356,515	358,715
	72.4%	15.3%	12.3%		

PARKS AND RECREATION

GOLF LINKS:

Revenue Source	Previous Balance	Monthly Total	F/Y to Date	Budget
Greens Fee Total	\$7,749.00	\$568.00	\$8,317.00	
Total Revenue to Date			\$8,317.00	\$15,000.00

**GOLF LINKS GREEN FEE HONOR SYSTEM SUMMARY
THANKYOU FOR SUPPORTING CONTINUED OPERATION**

Honorable Golfers March 2023

Green Fees Golfer's Name		Date	Greens Fee Amount	Annual	March 2023
				Greens Fee Amount	Grand Total
Kiosk Cash		3/31/23	\$418		\$418
Credit Cards		3/31/23	\$150		\$150
Total					\$568.00

FIRE DEPARTMENT

RESPONSES:

	Number	Date	Amount	F/F Turn-out
PA: Vehicle stuck	2300	3/1	1	6 F/Fs
Medical Aid:	2353	3/3	1	6 F/Fs
Medical Aid:	2370	3/3	1	5 F/Fs
Medical Aid:	2378	3/4	1	9 F/Fs
PA: Vehicle stuck	2407	3/5	1	4 F/Fs
PA: Vehicle stuck	2424	3/5	1	3 F/Fs
PA: Vehicle stuck	2427	3/6	1	3 F/Fs
Medical Aid:	2438	3/6	1	7 F/Fs
Road Check snow/ice		3/7	1	1 F/F
Medical Aid: w/horse	2840	3/18	1	7 F/Fs
Medical Aid:	2965	3/22	1	4 F/Fs
Medical Aid: Stroke	2998	3/22	1	5 F/Fs
PA: Vehicle in roadway	3042	3/23	1	4 F/Fs
Medical Aid: Chest pain	3043	3/25	1	3 F/Fs
Medical Aid: Fall	3061	3/26	1	5 F/Fs
Medical Aid: Shoulder injury	3080	3/26	1	6 F/Fs
PA: Lift assist	3085	3/26	1	7 F/Fs
PA: Tree in roadway	3127	3/27	1	8 F/Fs
PA: Tree; smoke det, into car	3145	3/28	1	3 F/Fs

Resort Improvement District #1

General Manager's Report

March 2023

Page 5 of 8

EQUIPMENT STATUS:

	ID	
Command/Ocean Rescue	5100	In Service
Brush Engine	5111	In Service
WUI Type 1 Engine	5116	In Service
Command Type 6 Wildland Engine	5146	In Service
Rescue/Engine Type 6	5147	In Service
Rescue/Ambulance	5171	In Service
RIB 17ft Boat	5172	In Service
Yamaha Jet Ski	5173	In Service
Honda ATV	Fire	In Service
Honda Side-by-side	Fire	In Service
Type 2 Engine	5166	In Service

TRAINING ACTIVITIES:

	<u>Date</u>	<u>Description</u>	<u>F/F Turn-out</u>
Fire Drill:	3/1	DO meeting	7 F/Fs
Fire Drill:	3/1	Unit checkouts	10 F/Fs
Medical Drill:	3/8	LOC, DM, ETOH	8 F/Fs
Fire Drill:	3/15	Radio use	11 F/Fs
Fire Drill:	3/22	Fire Jeopardy	24 F/Fs

OUTSIDE TRAINING:

<u>Date</u>	<u>Description</u>	<u>F/F Turn-out</u>
3/6	Company Officers	6 F/Fs
3/7	USCG AIR STATION	2 F/Fs
3/13	Ocean Rescue Training	8 F/Fs

ELECTRICAL UTILITY

ELECTRICAL SERVICE CONNECTIONS:

		<u>Locations</u>
● Services Requested:	0	
● Services Connected:	0	
Previous Connections	0	
● F/Y Connections to date:	<u>0</u>	

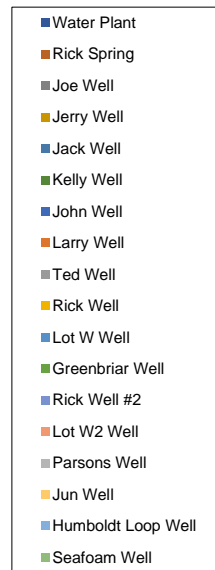
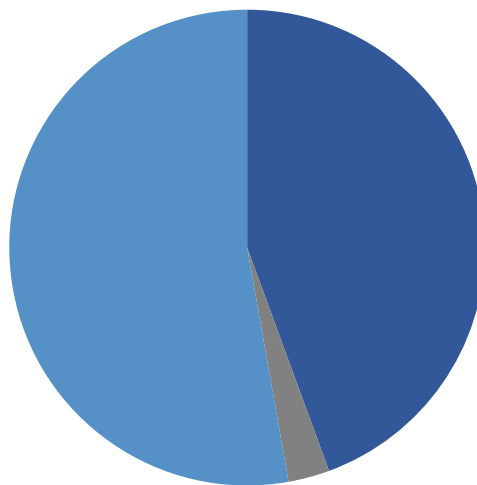
POWER OUTAGES:

● Scheduled Outages:	1	Spur Ct repair
● Unscheduled Outages:	3	tie Line
	1	Spur Ct storm damage
● Total # of Outages:	<u>5</u>	

WATER UTILITY

- Total Gallons Finished Water Produced: 2,623,420 gallons
- Water Plant (Telegraph Creek): 1,165,000 gallons
- Rick Spring (Toth Rd): 0 gallons
- Joe Well (Cougar Rd): 73,454 gallons
- Jerry Well (Willow Glen Rd): 0 gallons
- Jack Well (Willow Glen Rd): 0 gallons
- Kelly Well (Kelly Rd): 0 gallons
- John Well (King's Peak Rd): 0 gallons
- Larry Well (Wood Ct): 0 gallons
- Ted Well (Shaller Ct): 0 gallons
- Rick Well (Toth Rd): 0 gallons
- Lot W Well (Willow Glen Rd): 1,384,967 gallons
- Greenbriar Well (Toth Rd): 0 gallons
- Rick Well #2 (Toth Rd): 0 gallons
- Lot W2 Well (Willow Glen Rd): 0 gallons
- Parsons Well (Parsons Rd): 0 gallons
- Jun Well (Raintree Cr): 0 gallons
- Humboldt Loop Well: 0 gallons
- Seafoam Well: 0 gallons

Water Production by Source



- Water Treatment Plant Hours of Operation: 125.3 hours
- Monthly Rainfall Total: 20.01 inches
- Previous 22/23 Annual Rainfall Total: 51.90 inches
- Current 22/23 Annual Rainfall Total: 71.91 inches

WATER SERVICE CONNECTIONS:

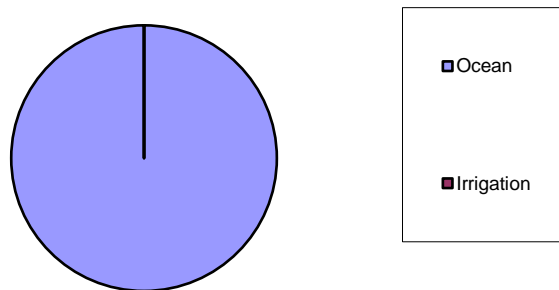
		<u>Locations</u>
• Services Requested:	0	
• Services Connected:	0	
Previous Connections	<u>0</u>	
• F/Y Connections to date:	<u>0</u>	

WASTEWATER UTILITY

FLOWS INTO PLANT:

High:	681,269 gals/day
Low:	59,393 gals/day
Monthly Total:	5,484,211 _

Wastewater Treatment Plant Effluent



SEWER SERVICE CONNECTIONS:

		<u>Locations</u>
• Services Requested:	0	
• Services Connected:	0	
Previous Connections	<u>0</u>	
• F/Y Connections to date:	<u>0</u>	

CAPITAL CONSTRUCTION PROJECTS

Construction work & Cal-Fire crews.

Resort Improvement District #1

General Manager's Report

March 2023

Page 8 of 8

INTRA DEPARTMENTAL SAFETY MEETINGS

Date	Items Discussed
3/1/2023	Online, Target Solutions.

ON-CALL INCIDENT REPORT

Date/Time	Location	Description of Incident
3/1/2023	Gen. Plant, WWTP, WTP	PG&E power closed in. Reset VFD's.
8:12 PM		
Personnel Responding:		Frank Wilson, Jon Aronson

END OF REPORT