

RESORT IMPROVEMENT DISTRICT #1
GENERAL MANAGER'S REPORT
JANUARY 2023

GENERAL MANAGER'S ACTIVITIES:

- Attended field staff meetings.
- Corresponded with community members, public agencies, and community organizations.
- Collaborated with PG&E, California Energy Commission and California Public Utilities Commission regarding Net Energy Metering and renewable energy generation.
- Worked with CPA regarding the annual audit.

ADMINISTRATION DEPARTMENT:

- Attended various board meetings and staff meetings.
- Updated the to RID web page.
- Administered various grants.
- Coordinated with Humboldt County Clerk of the Board and Elections Office regarding Directors Statement of Economic Interests.
- Worked with CPA regarding the annual audit.
- Advertised Jobs available on web, in the newsletter and posted on bulletin board.

WATER TREATMENT DEPARTMENT:

- Sedimentation pond drained, cleaned, and refilled.
- Add 55 gallons of polymer to 250-gallon tote.
- Replaced feed line from polymer tote to polymer pump.

WASTEWATER TREATMENT DEPARTMENT:

- Chlorine contact chamber cleaned.
 - South clarifier limit switch breaks, switched bypassed, new switch on order.
 - Sludge bags hauled to Eel River Transfer Station for disposal.
 - Maintaining disc press. Repair broken shaft. Small repairs.
 - Miksis here to video sewer lines for inflow and infiltration (I & I).
-

- Miksis completes 5-point repairs on found leaks.

POWER GENERATION & DISTRIBUTION DEPARTMENT:

- Storm damage repairs, 7 different outage locations, 2 poles replaced.
- 7 outages on tie line.
- Took bucket truck to town for warranty repairs.
- Set pole at Humboldt loop well for SCADA antenna.
- RCAC training for water distribution license CUE.
- Tree work.
- Assisted other departments.

PARKS AND RECREATION AND MISCELLANEOUS:

- Storm January 4, 2023.

END OF GENERAL DISCUSSION

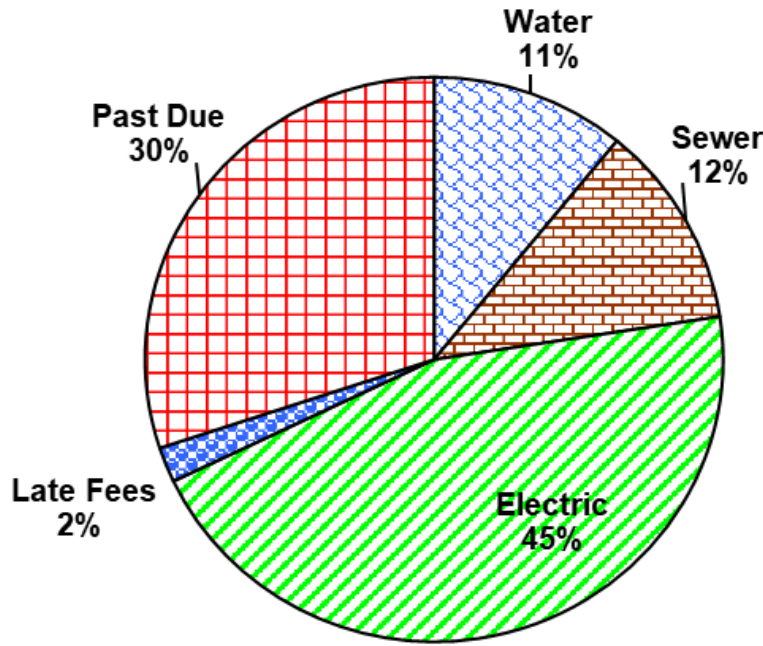
Provided by: RID Staff Members

OPERATIONAL DATA FOLLOWS

APPENDIX OF OPERATIONAL DATA FOR THE MONTH OF JANUARY, 2023

ADMINISTRATION

Utility Billing:



Utility	Residential Utilities	Commercial Utilities	Total Billing	Last Years Billing Total
Water	\$23,717	\$1,657	\$25,374	\$28,916
Sewer	\$24,381	\$2,832	\$27,213	\$22,155
Electric	\$84,959	\$21,042	\$106,000	\$146,100
Late Fees	\$3,880	\$818	\$4,698	\$4,226
Past Due	\$61,593	\$8,563	\$70,156	\$48,607
Total	\$198,530	\$34,911	\$233,441	\$250,003
	85.0%	15.0%		

Utility	Residential Usage	Commercial Usage	RID Usage	Total Metered Usage	Last Years Metered Usage
Water (cuft)	172,699	18,956	18,956	201,443	289,421
	85.7%	9.4%	9.4%		
Elec (KwH)	256,783	55,763	55,763	357,885	368,061
	71.8%	15.6%	15.6%		

PARKS AND RECREATION

GOLF LINKS:

Revenue Source	Previous Balance	Monthly Total	F/Y to Date	Budget
Greens Fee Total	\$7,019.00	\$395.00		
Total Revenue to Date			<u>\$7,414.00</u>	\$15,000.00

**GOLF LINKS GREEN FEE HONOR SYSTEM SUMMARY
THANKYOU FOR SUPPORTING CONTINUED OPERATION**

Honorable Golfers January 2023

Greens Fees Name	Amount	Amount	Amount	Jan 2023 Total Amount
Kiosk Cash	\$120.00			\$120.00
Kiosk CC		\$275.00		\$275.00
Annual Green's Fee Purchasers				
N/A				
				\$395.00

FIRE DEPARTMENT

RESPONSES:

	<u>Number</u>	<u>Date</u>	<u>Amount</u>	<u>F/F Turn-out</u>
Aid to Rio Dell: Earthquake	# 42	1/1	1	2 F/Fs
Medical Aid: At Station	# 49	1/2	1	4 F/Fs
PA: Hazardous Electric	# 136	1/3	1	4 F/Fs
PA: Hazardous Electric	# 195	1/4	1	4 F/Fs
Public Assist: Tree Down	# 200	1/4	1	4 F/Fs
Public Assist: Roof Collapse	# 203	1/4	1	5 F/Fs
Public Assist: Tree into House	# 205	1/4	1	5 F/Fs
Public Assist: Transformer Fire	# 212	1/4	1	4 F/Fs
P.A.: Tree into Power Lines	# 214	1/4	1	4 F/Fs
PA: Hazardous Electric	# 216	1/4	1	4 F/Fs
Public Assist: Tree Across Rd.	# 222	1/4	1	4 F/Fs
Public Assist: Tree into House	#226	1/4	1	4 F/Fs
MR: Tree/Commercial. Bldg.	# 230	1/4	1	6 F/Fs

Resort Improvement District #1

General Manager's Report

January 2023

Page 5 of 9

PA: Hazardous Electric	# 245	1/4	1	4 F/Fs
High Waves into Structures	# 265	1/5	1	13 F/Fs
Public Assist: Tree in Driveway	# 267	1/5	1	4 F/F
Public Assist: Tree Across Rd.	# 272	1/5	1	4 F/Fs
S & R/Body Recovery	# 393	1/8	1	12 F/Fs
Public Assist: Tree in Roadway	# 590	1/12	1	7 F/Fs
Public Assist: Unattended Fire	# 715	1/17	1	4 F/Fs
Public Assist: Boat Ramp	# 748	1/18	1	4 F/Fs
Boat on Rocks/Hypothermia	# 841	1/21	1	8 F/Fs
Medical Aid: Walk In	# 895	1/23	1	2 F/Fs
Medical Aid: Whale Gulch	#1063	1/27	1	5 F/Fs
PA: Relight Pilot Light	# 1076	1/28	1	1 F/Fs

EQUIPMENT STATUS:

	ID	
Command/Ocean Rescue	5100	In Service
Brush Engine	5111	In Service
WUI Type 1 Engine	5116	In Service
Command Type 6 Wildland Engine	5146	In Service
Rescue/Engine Type 6	5147	In Service
Rescue/Ambulance	5171	In Service
RIB 17ft Boat	5172	In Service
Yamaha Jet Ski	5173	In Service
Honda ATV	Fire	In Service
Honda Side-by-side	Fire	In Service
Type 2 Engine	5166	In Service

ACTIVITIES:

	<u>Date</u>	<u>Description</u>	<u>F/F Turn-out</u>
Fire Drill:	1/4	AAR Re: Storm Day	14 F/Fs
Fire Drill:	1/11	Duty Officers Meeting	7 F/Fs
Fire Drill:	1/11	AAR (Rope Rescue, Radio Use)	20 F/Fs
Fire Drill:	1/18	AAR	18 F/Fs
Fire Drill:	1/25	Confidence Course	20 F/Fs
Fire Drill:	1/28	Ocean Rescue Training	10 F/Fs

OUTSIDE TRAINING:

1/10	Incident Debriefing Briceland Fire	2 F/Fs
------	------------------------------------	--------

ELECTRICAL UTILITY

ELECTRICAL SERVICE CONNECTIONS:

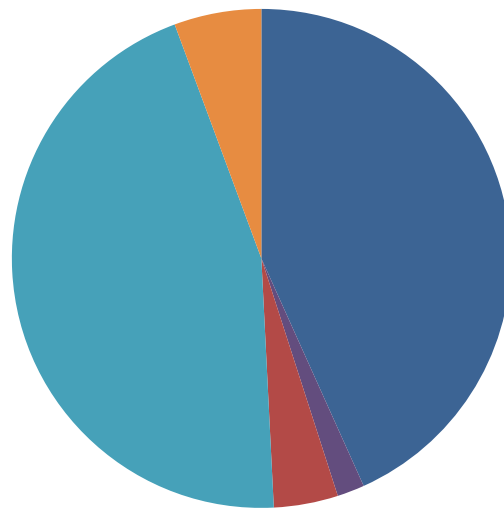
● Services Requested:	0
● Services Connected:	0
● Previous Connections	0
● F/Y Connections to date:	<u>0</u>

Locations

POWER OUTAGES:

● Scheduled Outages:	0	
● Unscheduled Outages:	7	Whole Cove/Tie Line
	7	Local Outages Storm
● Total # of Outages:	<u>14</u>	

Water Production by Source



- Water Plant
- Rick Spring
- Joe Well
- Jerry Well
- Jack Well
- Kelly Well
- John Well
- Larry Well
- Ted Well
- Rick Well
- Lot W Well
- Greenbriar Well
- Rick Well #2
- Lot W2 Well
- Parsons Well
- Jun Well
- Humboldt Loop Well
- Seafoam Well

● Water Treatment Plant Hours of Operation:	138.6	hours
● Monthly Rainfall Total:	15.42	inches
● Previous 21/22 Annual Rainfall Total:	57.08	inches
● Current 21/22 Annual Rainfall Total:	45.17	inches

WATER SERVICE CONNECTIONS:


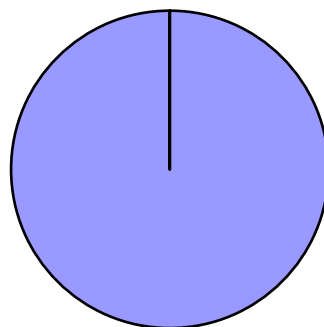
	<u>Locations</u>
● Services Requested:	0
● Services Connected:	0
● Previous Connections	0
● Connections to date:	<u>0</u>

WASTEWATER UTILITY

FLOWS INTO PLANT:

High:	<u>374,049</u> gals/day
Low:	<u>54,670</u> gals/day
Monthly Total:	<u>5,644,828</u> gallons

Wastewater Treatment Plant Effluent



SEWER SERVICE CONNECTIONS:

	<u>Locations</u>
● Services Requested:	0
● Services Connected:	0
● Previous Connections	0
● F/Y Connections to date:	<u>0</u>

CAPITAL CONSTRUCTION PROJECTS

Construction work & Cal-Fire crews.

INTRA DEPARTMENTAL SAFETY MEETINGS

Date	Items Discussed
1/1/2023	Online Target Solutions

Date	Items Discussed
1/1/2023	Online Target Solutions

ON-CALL INCIDENT REPORT

Date	Location	Description of Incident
1/1/2023	Wes Tank/ Humboldt Loop	Communications Issues/ Reset SCADA/ Troubleshoot Antenna
Personnel Responding: Mike Briggs, Frank Wilson		
Date	Location	Description of Incident
1/2/2023	Various	Reset SCADA
Personnel Responding: Frank Wilson		
Date	Location	Description of Incident
1/3/2023	Redwood/Cinch Ct.	Arcing Lines
Personnel Responding: Jon Aronson, James Logan		
Date	Location	Description of Incident
1/4/2023	Beach Rd./ Telegraph Creek/ Generator Plant	Power Outage/ Transfer back to PG & E
Personnel Responding: Jon Aronson, Dylan Brown, James Logan, Joseph Mendes		
Date	Location	Description of Incident
1/4/2023	SC Road/ Wood Gulch	Tree on Line
Personnel Responding: Jon Aronson, Dylan Brown, James Logan, Frank Wilson,		
Date	Location	Description of Incident
1/5/2023	Cove View Drive	Pole & Line replacement due to storm damage/Restore power
Personnel Responding: Jon Aronson, James Logan, Dylan Brown, Joseph Mendes		
Date	Location	Description of Incident
1/6/2023-1/8/2023	Various	Scada down/ Radio reset

Resort Improvement District #1**General Manager's Report****January 2023**

Page 9 of 9

Personnel Responding: Mike Briggs, Travis Thompson		
Date	Location	Description of Incident
1/7/2023	Seafoam Rd.	Tree on House
Personnel Responding: Bud Lair		
Date	Location	Description of Incident
1/7/2023	Various	Advanced Security Alarms- Wind related/ Reset Viper switch
Personnel Responding: Bud Lair, Joseph Mendes		
Date	Location	Description of Incident
1/8/2023	Nob Hill Rd./ Various	Wire Blowing on Pole/ Radio Reset
Personnel Responding: Bud Lair, Joseph Mendes		
Date	Location	Description of Incident
1/9/2023	Toth Rd. & Wood Ct.	Fix broken Insulator
Personnel Responding: Jon Aronson, Joseph Mendes		
Date	Location	Description of Incident
1/9, 1/12, 1/14/2023	Various	Geo SCADA Reset
Personnel Responding: Frank Wilson,		
Date	Location	Description of Incident
1/14/2023	Various	Power Outage/ Close Recloser
Personnel Responding: Jon Aronson, Joseph Mendes, Dylan Brown		
Date	Location	Description of Incident
1/15/2023	Various/Wells/Gen Plant	Power Outage/ Reclose Lift Station/ Reset Viper Switch
Personnel Responding: Travis Thompson		
Date	Location	Description of Incident
1/16/2023	Generator Plant	Replace Broken Fuses/ Close Recloser
Personnel Responding: Jon Aronson		
Date	Location	Description of Incident
1/18/2023	Dick Tank	Troubleshooting Dick Tank issue
Personnel Responding: Frank Wilson		
Date	Location	Description of Incident
1/22/2023	Seaview Rd.	Water leak
Personnel Responding: Travis Thompson		

END OF REPORT